


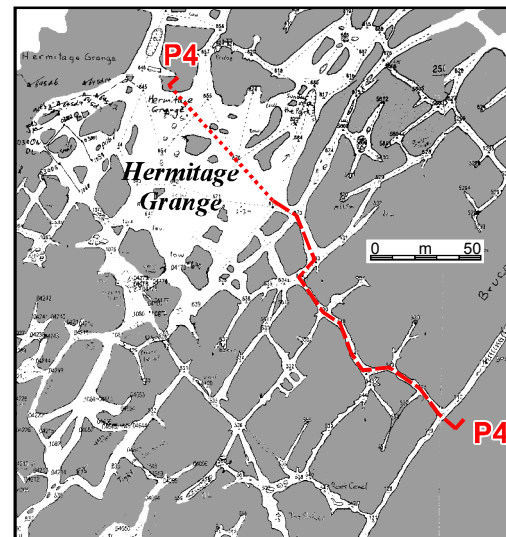
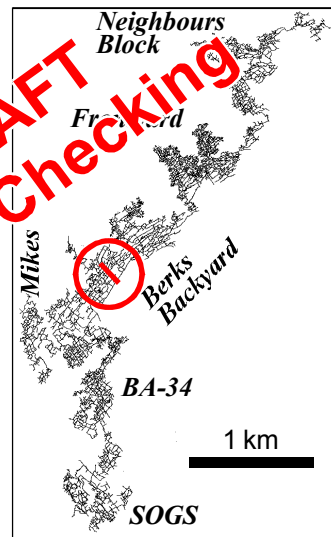
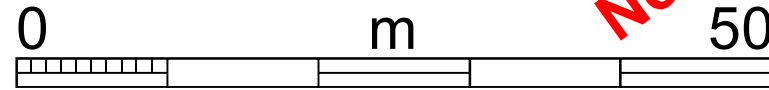
Bullita Cave, Gregory Karst, NT.

Profile 4

Hermitage Grange, Backyard

Sketched & compiled
by KG Grimes, 2005
assisted by S. White & C. Redpath

FIRST DRAFT
Needs Field Checking


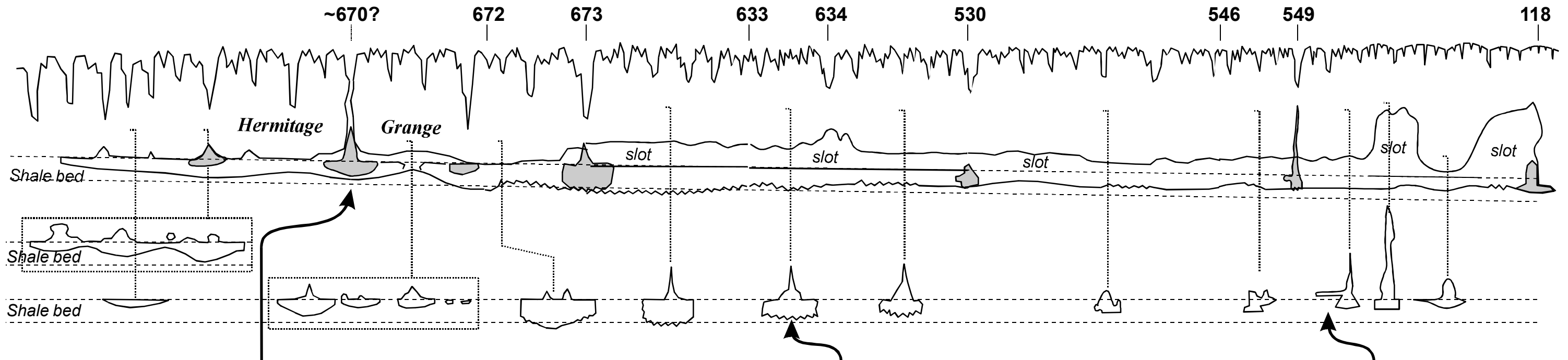


Pillars of shale bed, near 672,
plus flat roof at base of Supplejack




Phreatic-tube in roof
just above shale bed


Note: Shaded sections in profile are passages entering from the sides.
Surface karrenfield is drawn schematically



Flat-roofed chamber of Hermitage Grange. With tree roots descending slots.



Passage near 633. Roof slot plus undercut at top of shale bed.



Tent-shaped passage near 549.